








ELISABETH VON TRAPP STAGE PLOT


Elisabeth von Trapp – Vocals & Guitar / Peter Riley – Vocals & Bass Guitar / Paul Asbell – Vocals & Guitar

 110 Volt AC Power
110V

Guitar Direct Box
 XLR


 XLR
 Guitar Direct Box

 XLR
 Guitar Direct Box

Acoustic Bass Guitar with Internal Pickup

2

 Guitar Stands
 Acoustic Guitar with Internal Pickups
4

 Small Table Or Stool For Guitar Mini-Mixer
 Guitar Stand
 Acoustic Guitar with Internal Pickup
6

PETER RILEY

ELISABETH VON TRAPP

PAUL ASBELL

Vocal Mic, Shure Beta 58A, On Boom Stand




Vocal Mic, Shure Beta 58A, On Boom Stand




Vocal Mic, Shure Beta 58A, On Boom Stand




Music Stand

Music Stand

Music Stand



 **1** Monitor # 1



 **2** Monitor # 2



 **3** Monitor # 3

STAGE RIGHT

STAGE LEFT

INPUT LIST / CHANNEL #	MONITOR MIX	EFFECTS	MUSICIAN'S PLACEMENT	LIGHTING PLACEMENT	CONTACT INFO
1. Vocal Mic Peter Riley	MONITOR # 1 Channel # 1	Vocals	Musicians Standing 5 Feet Apart Across Stage, Left, Right and Center At Vocal Mic's	Place Musicians within a 15 x 20 foot pocket of light	Ed Hall Von Trapp Music tel 802-496-3171 cell 802-272-1928 e mail vtm@madriver.com
2. Bass Guitar	Channel # 2	Bass			
3. Vocal Mic Elisabeth von Trapp	MONITOR # 2 Channel # 3	Vocals	Stage Right Peter Riley		
4. Guitar	MONITOR # 3		Stage Center Elisabeth		
5. Vocal Mic Paul Asbell	Channel # 5	Vocals	Stage Left Paul Asbell		
6. Guitar	Channel # 6	Guitar		No lights coming from directly in front of Musicians	